

Appendix 1: CSP Performance Data for 2024

Table One – All Crime by CSP Area

(Data was obtained from MADE Partners Area – 27th February 2025)

CRIME	2017	2018	2019	2020	2021	2022	2023	2024
East	42639	58388	51047	45151	48323	48137	45530	45265
Blackburn w Darwen	13013	17918	16325	13744	15257	14408	13830	13726
Burnley	9686	12633	10857	9947	10860	11004	10308	10231
Hyndburn	7038	10138	8507	7686	8124	8507	8158	8115
Pendle	6225	8581	7304	6824	6804	7049	6332	6309
Ribble Valley	2302	2964	2631	2179	2276	2484	2395	2400
Rossendale	4375	6154	5423	4771	5002	4687	4507	4484
South	33267	42986	40339	34055	36563	38350	36171	36013
Chorley	6613	7777	7632	6716	7121	7717	7375	7338
Preston	15258	20636	19222	15642	17507	17717	16274	16217
South Ribble	6047	8069	7218	6125	6514	7165	6887	6858
West Lancashire	5349	6504	6267	5572	5421	5751	5635	5600
West	40872	54060	48226	39861	43977	45804	44365	44218
Blackpool	20404	27300	24038	19611	21981	23187	22200	22122
Fylde	3812	5076	4752	3770	4338	4252	4504	4446
Lancaster	10651	13629	12358	10107	10686	11213	10550	10538
Wyre	6005	8055	7078	6373	6972	7152	7111	7112

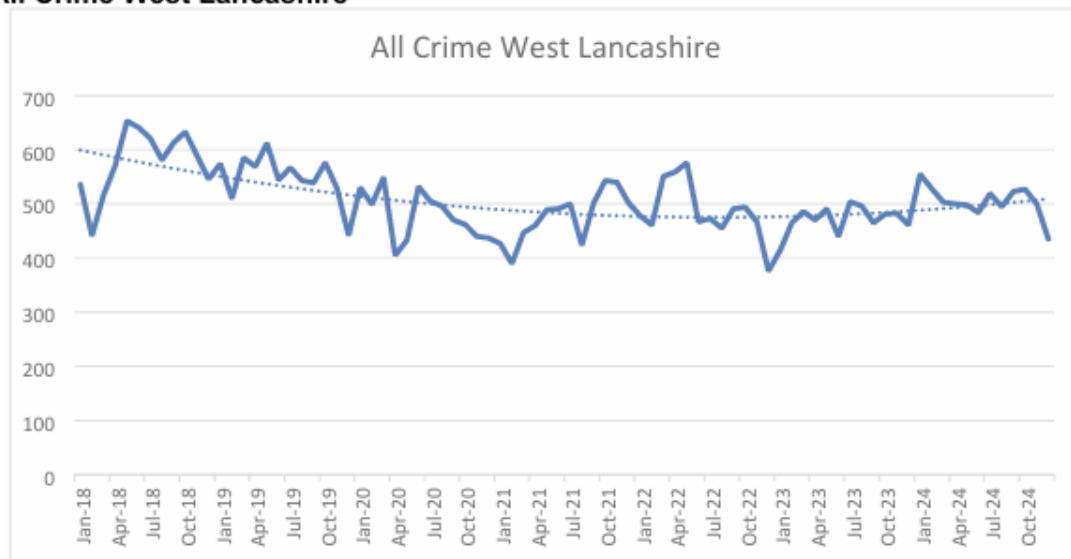
The above performance figures show the West Lancashire CSP area has the fourth lowest crime figures across the LCC area.

Over the last eight calendar years, crime trends are similar across all districts within the Lancashire Force Area with a peak recorded during 2018. Crimes across Lancashire showed a decrease trend following 2018 into 2020, 2021 subsequently recorded increases across the districts.

2022 recorded increases across both West and South districts, with East remaining relatively the same compared to 2021, although all remain below the figures recorded during 2018.

From 2022 all districts have seen a decline in crimes in 2023 and then again 2024.

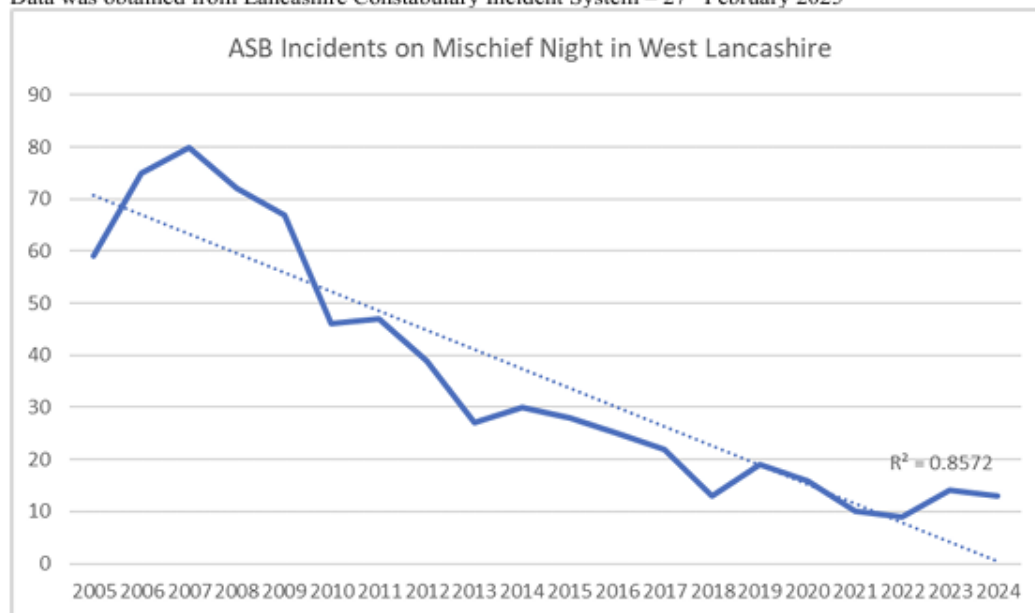
All Crime West Lancashire



Following a peak of 653 recorded offences in March 2018, the overall trend since then to 2023 has been downward one. In 2024 this trend line starts on an incline. In 2024 there were 6067 recorded crimes, this is an increase of 7% when compared to the previous year which had 5656 recorded crimes.

ASB On Mischief Night (30th October)

Data was obtained from Lancashire Constabulary Incident System – 27th February 2025



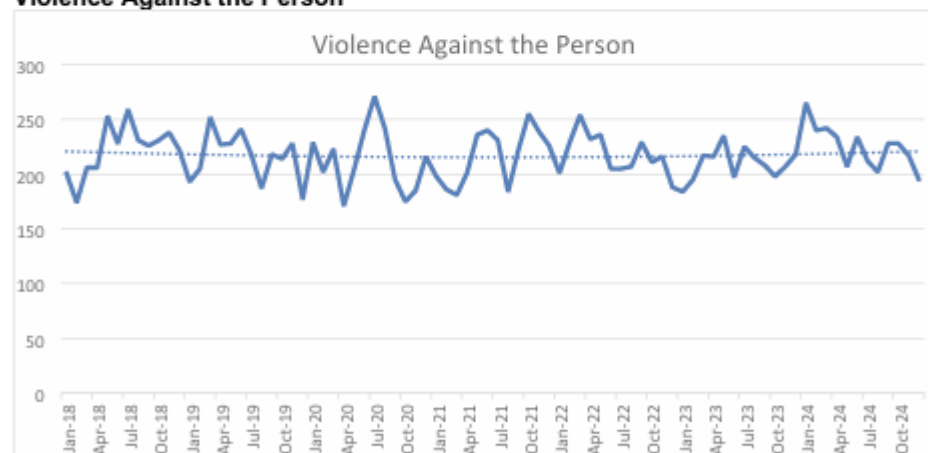
The trendline reveals a significant reduction in ASB since the introduction of Bright Sparx and Go4IT. In 2024 there were 13 ASB incidents recorded on Mischief Night, this is a decline from the same night in 2023 which had 14 ASB incidents in West Lancashire.

Criminal Damage & Arson



Criminal Damage and Arson offences have been sporadic over the last six calendar years, recording an overall downward trend. Arson and Criminal damage have declined by 5% when comparing 2024 (n=646) to 2023 (n=677). Arson and Criminal damage figures accounts for 11% of all crime in 2024.

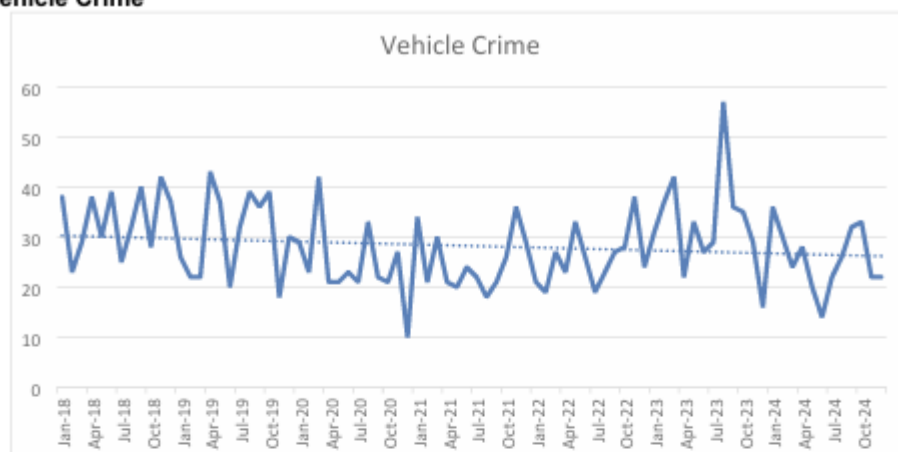
Violence Against the Person



Violence against the person trendline remains static with very little change over the 6-year period. During 2024 the monthly totals have stayed relatively consistent (range n=202-242).

In 2024 there were 2704 violence against the person records, compared to 2515 in 2023 this is an increase of 8%. Overall, violence against the person offences accounted for 45% of crime overall in West Lancs in 2024.

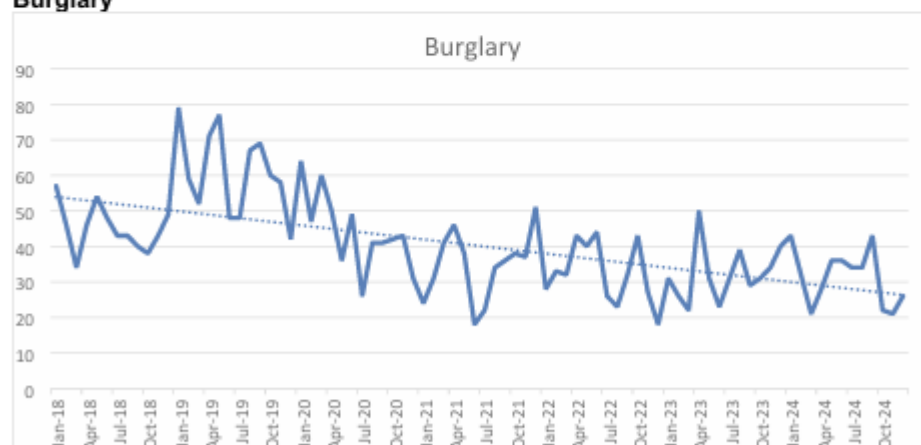
Vehicle Crime



Recorded vehicle crime has been highly sporadic over the last six calendar years, however, overall reveals a downward trend.

There is a total of 309 vehicle crimes in 2024. This is a decline when compared to the previous year of 22%, as 2023 had 394 recorded vehicle crimes. In 2023 Vehicle crime peaked in August 2023 with 57 Vehicle crimes, since then it has been on a downward trend.

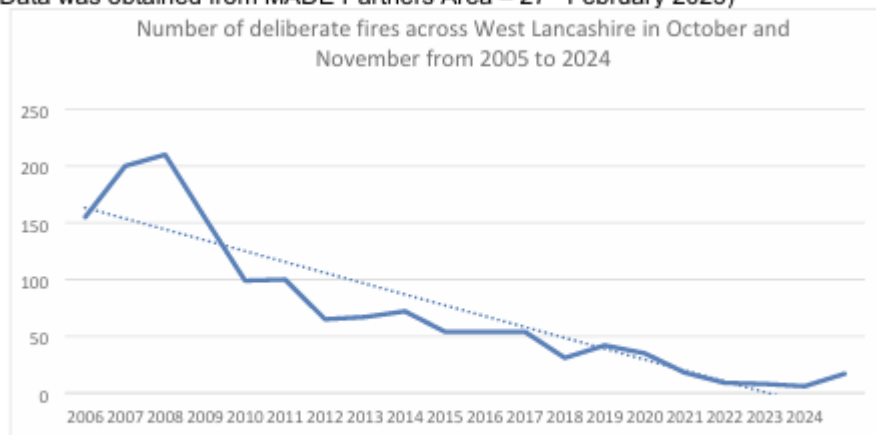
Burglary



Over the last six calendar years a downward trend is observed for burglary offences. In 2024 there were 376 burglary crimes recorded; this is a 3% decline from 2023 which had 387 burglary crimes. Residential burglaries (n=196) account for just over half of these.

Deliberate Fires

(Data was obtained from MADE Partners Area – 27th February 2025)



There has been a downward trend till 2023 with the lowest number of deliberate fires recorded at 6. In 2024 this has nearly tripled with 17 fires recorded in October and November.